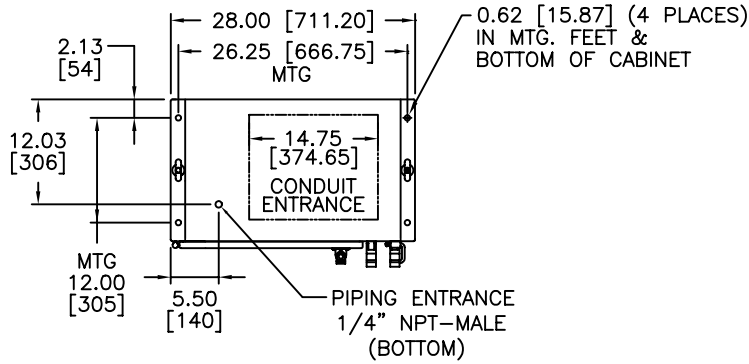
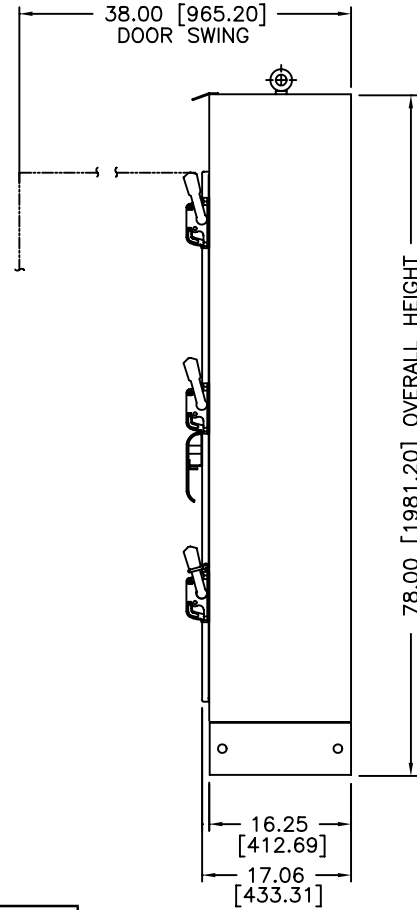
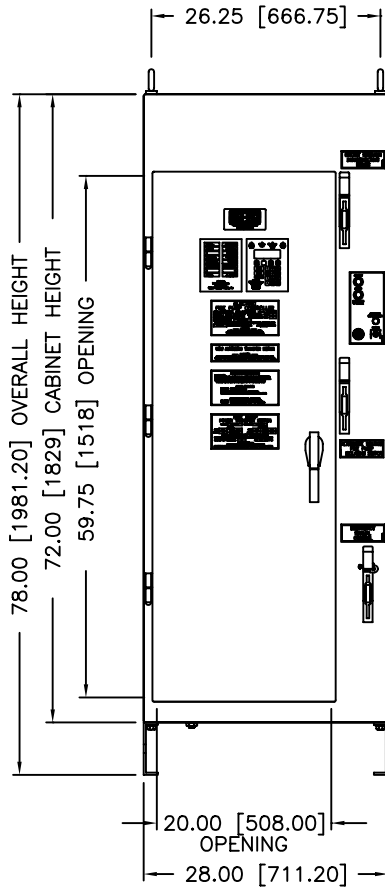
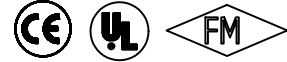


Dimensions and Data
**Combination Full Service Fire Pump Controller
 And LX-450 Automatic Transfer Switch
 Across-The-Line Starter**

LXi-2200



DIMENSIONS SUBJECT TO CHANGE WITHOUT NOTICE. ALWAYS CONSULT FACTORY TO CONFIRM CURRENT INFORMATION.



RATINGS	HP	VOLTS	WITHSTAND	ENCLOSURE TYPE
ORDER INFORMATION	40-75	200-208V.	100,000 A (STD)	NEMA 2 (STD.)
	50-75	220-240V.		NEMA 3R
	75-125	380-415V.	150,000 A	NEMA 12
	100-150	440-480V.	200,000 A	NEMA 4 (NOT SHOWN *)
				NEMA 4X (NOT SHOWN *)
SELECT	HP	VOLTS	WITHSTAND	ENCLOSURE TYPE
	<input type="text"/>	<input type="text"/>	<input type="text"/>	<input type="text"/>

- NOTES:
 -ENCLOSURE MADE FROM 11 GA. STEEL
 -FINISH: RED EPOXY-POLYESTER
 -NO KNOCKOUTS
 -BOTTOM CONDUIT ENTRY
 -PROTECT INTERNAL EQUIPMENT FROM DRILLING CHIPS
 -FLOOR MOUNTING
 -"[]" INDICATES METRIC (mm) DIMENSIONS
 *-SAME OUTSIDE DIMENSIONS



HUBBELL / INDUSTRIAL CONTROLS, INC.
 4301 Cheyenne Drive, Archdale, N.C. 27263

DATE:	REV.
12/05/2003	-
DRAWING NUMBER:	
22DE0021	